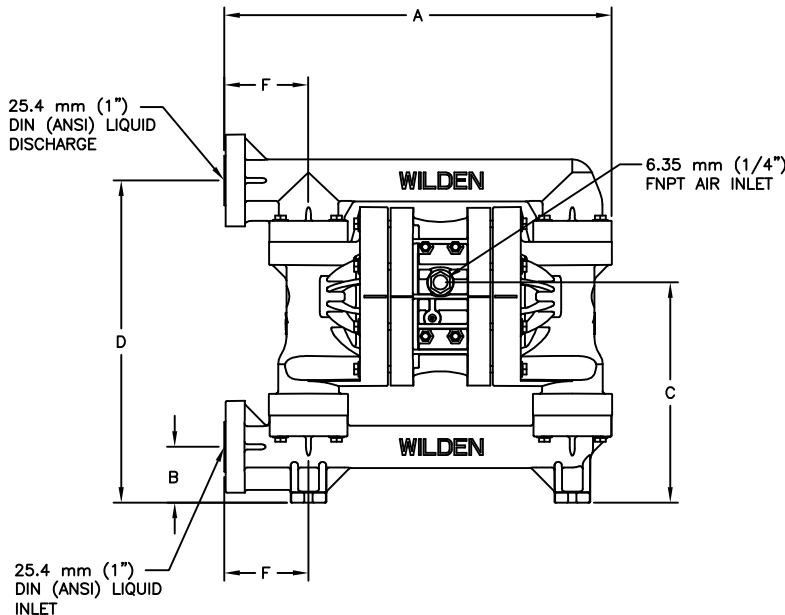
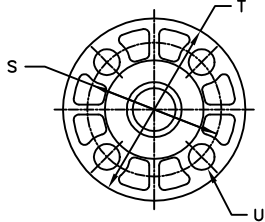
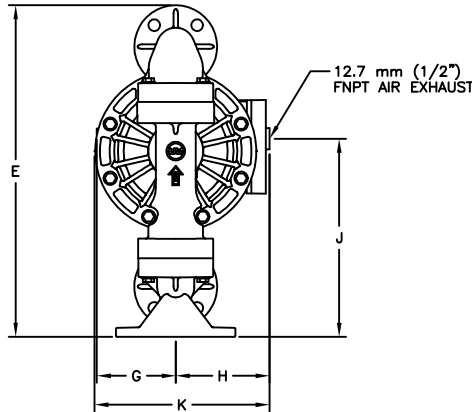
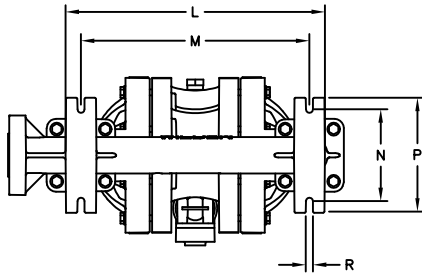


DIMENSIONS - P200 ADVANCED™ PLASTIC		
ITEM	METRIC (mm)	STANDARD (inch)
A	457	17.98
B	66	2.59
C	260	10.22
D	380	14.95
E	434	17.08
F	99	3.91
G	103	4.06
H	123	4.84
J	259	10.20
K	231	9.09
L	353	13.90
M	311	12.24
N	125	4.92
P	156	6.16
R	10	.38
	DIN (mm)	ANSI (inch)
S	85 DIA.	3.12 DIA.
T	115 DIA.	4.25 DIA.
U	14 DIA.	.62 DIA.



Wilden P200- 1" (25.4mm) Advanced Plastic Pump

FLOW RATE TO 221 LPM (58 GPM)
MAX PRESSURE = 8.6 BAR (125 PSI)

WETTED HOUSINGS

(Water Chambers and Manifolds)

Material Ship Wt

Polypropylene 10 kg (22 lbs) PVDF 15 kg (32 lbs)

NON-WETTED HOUSINGS

Description Material

Center Block Polypropylene

Air Chambers Polypropylene

Air Valve Polypropylene

MAXIMUM DIAMETER SOLIDS

4.76mm (3/16")

ELASTOMER OPTIONS

Material Temperature Limits

Buna-N® -12.2 (+10) to +65.6 (+150) °C (F°)

Neoprene -17.8 (+0) to +93.3 (+200) °C (F°)

Nordel® -51.1 (-60) to +137.8 (+280) °C (F°)

Polyurethane -12.2 (+10) to +65.6 (+150) °C (F°)

Saniflex™ -28.9 (+20) to +104.4 (+220) °C (F°)

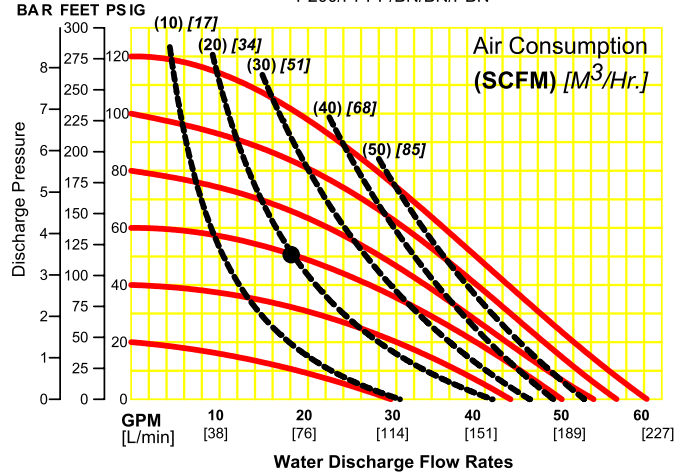
Teflon® PTFE +4.4 (+40) to +104.4 (+220) °C (F°)

Viton® -40 (-40) to +176.7 (+350) °C (F°)

Wil-Flex™ -40 (-40) to +107.2 (+225) °C (F°)

P200 Advanced™ Plastic Rubber fitted

P200/PPPP/BN/BN/PBN



P200 Advanced™ Plastic PTFE fitted

P200/PPPP/TF/TF/PTV

